


Drum Corps United Kingdom  
NEWPORT 17.09.06

**CADET CLASS**

|   |                       |  |  |  |  |  |  |  |  |  |  |  |  |  |  |  |  |  |  |
|---|-----------------------|--|--|--|--|--|--|--|--|--|--|--|--|--|--|--|--|--|--|
|  | 37th Kingswood Cadets |  |  |  |  |  |  |  |  |  |  |  |  |  |  |  |  |  |  |
|   |                       |  |  |  |  |  |  |  |  |  |  |  |  |  |  |  |  |  |  |
| Clive Williamson<br><b>GENERAL EFFECT MUSIC (30)</b>                              | 18                    |  |  |  |  |  |  |  |  |  |  |  |  |  |  |  |  |  |  |
|   |                       |  |  |  |  |  |  |  |  |  |  |  |  |  |  |  |  |  |  |
| Mark Nicholson<br><b>GENERAL EFFECT VISUAL (30)</b>                               | 22                    |  |  |  |  |  |  |  |  |  |  |  |  |  |  |  |  |  |  |
|   |                       |  |  |  |  |  |  |  |  |  |  |  |  |  |  |  |  |  |  |
| Doug Caldwell<br><b>OVERALL EFFECT (40)</b>                                       | 34                    |  |  |  |  |  |  |  |  |  |  |  |  |  |  |  |  |  |  |
|   |                       |  |  |  |  |  |  |  |  |  |  |  |  |  |  |  |  |  |  |
| <b>SUB TOTAL (100)</b>  | 74                    |  |  |  |  |  |  |  |  |  |  |  |  |  |  |  |  |  |  |
|   |                       |  |  |  |  |  |  |  |  |  |  |  |  |  |  |  |  |  |  |
| <b>TOTAL PENALTIES</b>  | 0                     |  |  |  |  |  |  |  |  |  |  |  |  |  |  |  |  |  |  |
|   |                       |  |  |  |  |  |  |  |  |  |  |  |  |  |  |  |  |  |  |
| <b>SCORE (100)</b>  | 74.00                 |  |  |  |  |  |  |  |  |  |  |  |  |  |  |  |  |  |  |
|   |                       |  |  |  |  |  |  |  |  |  |  |  |  |  |  |  |  |  |  |
| <b>PLACE</b>  | 1                     |  |  |  |  |  |  |  |  |  |  |  |  |  |  |  |  |  |  |

**TABULATORS:**


Ann Legon  
John Legon

**TIMING & PENALTIES:**

Keith Darton

Drum Corps United Kingdom  
NEWPORT 17.09.06

**JUNIOR CLASS**


|  | Staffordshire Knights | Squires     | Stateside   |  |  |  |  |  |  |  |  |
|---|-----------------------|-------------|-------------|--|--|--|--|--|--|--|--|
| <b>BRASS ANALYSIS</b><br>Mike Usher   |                       |             |             |  |  |  |  |  |  |  |  |
| COMPOSITION (75)  | 59                    | 41          | 63          |  |  |  |  |  |  |  |  |
| EXCELLENCE (75)   | 54                    | 36          | 61          |  |  |  |  |  |  |  |  |
| <b>TOTAL (150)</b>  | <b>113</b>            | <b>77</b>   | <b>124</b>  |  |  |  |  |  |  |  |  |
| <b>PERCUSSION ANALYSIS</b><br>Neil Cuddeford                                      |                       |             |             |  |  |  |  |  |  |  |  |
| COMPOSITION (50)  | 29                    | 12          | 18          |  |  |  |  |  |  |  |  |
| EXCELLENCE (50)   | 27                    | 11          | 17          |  |  |  |  |  |  |  |  |
| <b>TOTAL (100)</b>  | <b>56</b>             | <b>23</b>   | <b>35</b>   |  |  |  |  |  |  |  |  |
| <b>VISUAL ANALYSIS</b><br>Pete Townsend   |                       |             |             |  |  |  |  |  |  |  |  |
| COMPOSITION (75)  | 47                    | 31          | 51          |  |  |  |  |  |  |  |  |
| EXCELLENCE (75)   | 44                    | 25          | 48          |  |  |  |  |  |  |  |  |
| <b>TOTAL (150)</b>  | <b>91</b>             | <b>56</b>   | <b>99</b>   |  |  |  |  |  |  |  |  |
| <b>COLOUR GUARD</b><br>John McAulay   |                       |             |             |  |  |  |  |  |  |  |  |
| DESIGN (50)   | 35                    | 18          | 27          |  |  |  |  |  |  |  |  |
| PERFORMANCE (50)  | 31                    | 14          | 23          |  |  |  |  |  |  |  |  |
| <b>TOTAL (100)</b>  | <b>66</b>             | <b>32</b>   | <b>50</b>   |  |  |  |  |  |  |  |  |
| <b>GENERAL EFFECT MUSIC</b><br>Clive Williamson                                   |                       |             |             |  |  |  |  |  |  |  |  |
| PROGRAMME ANALYSIS (75)   | 56                    | 20          | 58          |  |  |  |  |  |  |  |  |
| PERFORMANCE ANALYSIS (75)   | 52                    | 15          | 54          |  |  |  |  |  |  |  |  |
| <b>GENERAL EFFECT VISUAL</b><br>Mark Nicholson                                    |                       |             |             |  |  |  |  |  |  |  |  |
| PROGRAMME ANALYSIS (75)   | 53                    | 26          | 57          |  |  |  |  |  |  |  |  |
| PERFORMANCE ANALYSIS (75)   | 50                    | 21          | 52          |  |  |  |  |  |  |  |  |
| <b>OVERALL EFFECT</b><br>Doug Caldwell  |                       |             |             |  |  |  |  |  |  |  |  |
| PROGRAMME ANALYSIS (100)  | 75                    | 50          | 80          |  |  |  |  |  |  |  |  |
| PERFORMANCE ANALYSIS (100)  | 67                    | 42          | 71          |  |  |  |  |  |  |  |  |
| <b>EFFECT TOTAL (500)</b>   | <b>353</b>            | <b>174</b>  | <b>372</b>  |  |  |  |  |  |  |  |  |
| <b>FINAL TOTAL (1000)</b>   | <b>679</b>            | <b>362</b>  | <b>680</b>  |  |  |  |  |  |  |  |  |
| <b>TOTAL PENALTIES</b>  | 0                     | 0           | 0           |  |  |  |  |  |  |  |  |
| <b>SCORE (100)</b>  | <b>67.9</b>           | <b>36.2</b> | <b>68.0</b> |  |  |  |  |  |  |  |  |
| <b>PLACE</b>  | <b>2</b>              | <b>3</b>    | <b>1</b>    |  |  |  |  |  |  |  |  |

**TABULATORS:**  
Ann Legon  
John Legon

**TIMING & PENALTIES:**  
Keith Darton

Drum Corps United Kingdom  
NEWPORT 17.09.06

A CLASS


|   |                  |             |             |   |  |  |  |  |  |  |  |  |  |  |  |  |  |  |  |
|---|------------------|-------------|-------------|---|--|--|--|--|--|--|--|--|--|--|--|--|--|--|--|
|  | Phoenix Coventry |             |             |   |  |  |  |  |  |  |  |  |  |  |  |  |  |  |  |
|   | Concord          |             |             |   |  |  |  |  |  |  |  |  |  |  |  |  |  |  |  |
| <b>BRASS ANALYSIS</b><br>Mike Usher   |                  |             |             |   |  |  |  |  |  |  |  |  |  |  |  |  |  |  |  |
| COMPOSITION (75)  |                  | 47          | 48          |   |  |  |  |  |  |  |  |  |  |  |  |  |  |  |  |
| EXCELLENCE (75)   |                  | 45          | 47          |   |  |  |  |  |  |  |  |  |  |  |  |  |  |  |  |
| <b>TOTAL (150)</b>  |                  | <b>92</b>   | <b>95</b>   |   |  |  |  |  |  |  |  |  |  |  |  |  |  |  |  |
| <b>PERCUSSION ANALYSIS</b><br>Neil Cuddeford                                      |                  |             |             |   |  |  |  |  |  |  |  |  |  |  |  |  |  |  |  |
| COMPOSITION (50)  |                  | 36          | 38          |   |  |  |  |  |  |  |  |  |  |  |  |  |  |  |  |
| EXCELLENCE (50)   |                  | 34          | 37          |   |  |  |  |  |  |  |  |  |  |  |  |  |  |  |  |
| <b>TOTAL (100)</b>  |                  | <b>70</b>   | <b>75</b>   |   |  |  |  |  |  |  |  |  |  |  |  |  |  |  |  |
| <b>VISUAL ANALYSIS</b><br>Pete Townsend   |                  |             |             |   |  |  |  |  |  |  |  |  |  |  |  |  |  |  |  |
| COMPOSITION (75)  |                  | 39          | 41          |   |  |  |  |  |  |  |  |  |  |  |  |  |  |  |  |
| EXCELLENCE (75)   |                  | 32          | 36          |   |  |  |  |  |  |  |  |  |  |  |  |  |  |  |  |
| <b>TOTAL (150)</b>  |                  | <b>71</b>   | <b>77</b>   |   |  |  |  |  |  |  |  |  |  |  |  |  |  |  |  |
| <b>COLOUR GUARD</b><br>John McAulay   |                  |             |             |   |  |  |  |  |  |  |  |  |  |  |  |  |  |  |  |
| DESIGN (50)   |                  | 28          | 31          |   |  |  |  |  |  |  |  |  |  |  |  |  |  |  |  |
| PERFORMANCE (50)  |                  | 22          | 25          |   |  |  |  |  |  |  |  |  |  |  |  |  |  |  |  |
| <b>TOTAL (100)</b>  |                  | <b>50</b>   | <b>56</b>   |   |  |  |  |  |  |  |  |  |  |  |  |  |  |  |  |
| <b>GENERAL EFFECT MUSIC</b><br>Clive Williamson                                   |                  |             |             |   |  |  |  |  |  |  |  |  |  |  |  |  |  |  |  |
| PROGRAMME ANALYSIS (75)   |                  | 46          | 50          |   |  |  |  |  |  |  |  |  |  |  |  |  |  |  |  |
| PERFORMANCE ANALYSIS (75)   |                  | 44          | 48          |   |  |  |  |  |  |  |  |  |  |  |  |  |  |  |  |
| <b>GENERAL EFFECT VISUAL</b><br>Mark Nicholson                                    |                  |             |             |   |  |  |  |  |  |  |  |  |  |  |  |  |  |  |  |
| PROGRAMME ANALYSIS (75)   |                  | 50          | 54          |   |  |  |  |  |  |  |  |  |  |  |  |  |  |  |  |
| PERFORMANCE ANALYSIS (75)   |                  | 48          | 50          |   |  |  |  |  |  |  |  |  |  |  |  |  |  |  |  |
| <b>OVERALL EFFECT</b><br>Doug Caldwell  |                  |             |             |   |  |  |  |  |  |  |  |  |  |  |  |  |  |  |  |
| PROGRAMME ANALYSIS (100)  |                  | 64          | 66          |   |  |  |  |  |  |  |  |  |  |  |  |  |  |  |  |
| PERFORMANCE ANALYSIS (100)  |                  | 55          | 60          |   |  |  |  |  |  |  |  |  |  |  |  |  |  |  |  |
| <b>EFFECT TOTAL (500)</b>   |                  | <b>307</b>  | <b>328</b>  |   |  |  |  |  |  |  |  |  |  |  |  |  |  |  |  |
| <b>FINAL TOTAL (1000)</b>   |                  | <b>590</b>  | <b>631</b>  |   |  |  |  |  |  |  |  |  |  |  |  |  |  |  |  |
| <b>TOTAL PENALTIES</b>  |                  | 0           | 0           | 0 |  |  |  |  |  |  |  |  |  |  |  |  |  |  |  |
| <b>SCORE (100)</b>  |                  | <b>59.0</b> | <b>63.1</b> |   |  |  |  |  |  |  |  |  |  |  |  |  |  |  |  |
| <b>PLACE</b>  |                  | <b>2</b>    | <b>1</b>    |   |  |  |  |  |  |  |  |  |  |  |  |  |  |  |  |

**TABULATORS:**  
Ann Legon  
John Legon

**TIMING & PENALTIES:**  
Keith Darton

Drum Corps United Kingdom  
NEWPORT 17.09.06

**OPEN CLASS**

|  | Poynton Commodores | Stafford Lancers | Kidsgrove Scouts | 37th Kingswood |  |  |  |  |  |  |  |
|---|--------------------|------------------|------------------|----------------|--|--|--|--|--|--|--|
| <b>BRASS ANALYSIS</b><br>Mike Usher   |                    |                  |                  |                |  |  |  |  |  |  |  |
| COMPOSITION (75)  | 55                 | 57               | 62               | 63             |  |  |  |  |  |  |  |
| EXCELLENCE (75)   | 53                 | 55               | 59               | 62             |  |  |  |  |  |  |  |
| <b>TOTAL (150)</b>  | <b>108</b>         | <b>112</b>       | <b>121</b>       | <b>125</b>     |  |  |  |  |  |  |  |
| <b>PERCUSSION ANALYSIS</b><br>Neil Cuddeford                                      |                    |                  |                  |                |  |  |  |  |  |  |  |
| COMPOSITION (50)  | 38                 | 40               | 42               | 43             |  |  |  |  |  |  |  |
| EXCELLENCE (50)   | 37                 | 40               | 41               | 42             |  |  |  |  |  |  |  |
| <b>TOTAL (100)</b>  | <b>75</b>          | <b>80</b>        | <b>83</b>        | <b>85</b>      |  |  |  |  |  |  |  |
| <b>VISUAL ANALYSIS</b><br>Pete Townsend   |                    |                  |                  |                |  |  |  |  |  |  |  |
| COMPOSITION (75)  | 56                 | 48               | 59               | 56             |  |  |  |  |  |  |  |
| EXCELLENCE (75)   | 53                 | 41               | 54               | 54             |  |  |  |  |  |  |  |
| <b>TOTAL (150)</b>  | <b>109</b>         | <b>89</b>        | <b>113</b>       | <b>110</b>     |  |  |  |  |  |  |  |
| <b>COLOUR GUARD</b><br>John McAulay   |                    |                  |                  |                |  |  |  |  |  |  |  |
| DESIGN (50)   | 41                 | 30               | 40               | 37             |  |  |  |  |  |  |  |
| PERFORMANCE (50)  | 37                 | 26               | 37               | 34             |  |  |  |  |  |  |  |
| <b>TOTAL (100)</b>  | <b>78</b>          | <b>56</b>        | <b>77</b>        | <b>71</b>      |  |  |  |  |  |  |  |
| <b>GENERAL EFFECT MUSIC</b><br>Clive Williamson                                   |                    |                  |                  |                |  |  |  |  |  |  |  |
| PROGRAMME ANALYSIS (75)   | 57                 | 56               | 61               | 60             |  |  |  |  |  |  |  |
| PERFORMANCE ANALYSIS (75)   | 55                 | 55               | 60               | 58             |  |  |  |  |  |  |  |
| <b>GENERAL EFFECT VISUAL</b><br>Mark Nicholson                                    |                    |                  |                  |                |  |  |  |  |  |  |  |
| PROGRAMME ANALYSIS (75)   | 60                 | 57               | 64               | 62             |  |  |  |  |  |  |  |
| PERFORMANCE ANALYSIS (75)   | 58                 | 53               | 62               | 60             |  |  |  |  |  |  |  |
| <b>OVERALL EFFECT</b><br>Doug Caldwell  |                    |                  |                  |                |  |  |  |  |  |  |  |
| PROGRAMME ANALYSIS (100)  | 73                 | 69               | 78               | 74             |  |  |  |  |  |  |  |
| PERFORMANCE ANALYSIS (100)  | 69                 | 64               | 75               | 71             |  |  |  |  |  |  |  |
| <b>EFFECT TOTAL (500)</b>   | <b>372</b>         | <b>354</b>       | <b>400</b>       | <b>385</b>     |  |  |  |  |  |  |  |
| <b>FINAL TOTAL (1000)</b>   | <b>742</b>         | <b>691</b>       | <b>794</b>       | <b>776</b>     |  |  |  |  |  |  |  |
| <b>TOTAL PENALTIES</b>  | 0                  | 0                | 0                | 0              |  |  |  |  |  |  |  |
| <b>SCORE (100)</b>  | <b>74.2</b>        | <b>69.1</b>      | <b>79.4</b>      | <b>77.6</b>    |  |  |  |  |  |  |  |
| <b>PLACE</b>  | <b>3</b>           | <b>4</b>         | <b>1</b>         | <b>2</b>       |  |  |  |  |  |  |  |

**TABULATORS:**

Ann Legon  
John Legon

**TIMING & PENALTIES:**

Keith Darton