


Drum Corps United Kingdom
GRANTHAM 03.09.06

CADET CLASS

	Black Knights											
Paul Morgan GENERAL EFFECT MUSIC (30)		20										
Mike Usher GENERAL EFFECT VISUAL (30)		16										
Ivan Balchin OVERALL EFFECT (40)		23										
SUB TOTAL (100)		59										
TOTAL PENALTIES		0										
SCORE (100)		59.00										
PLACE		1										

TABULATORS:

Ann Legon

Pauline Scanlan/Brenda Steele


TIMING & PENALTIES:

Glenn Riley

Drum Corps United Kingdom

GRANTHAM 03.09.06

A CLASS

	Phoenix Coventry	Concord											
BRASS ANALYSIS Clive Williamson													
COMPOSITION (75)	40	48											
EXCELLENCE (75)	42	50											
TOTAL (150)	82	98											
PERCUSSION ANALYSIS Paul Caswell													
COMPOSITION (50)	32	33											
EXCELLENCE (50)	30	30											
TOTAL (100)	62	63											
VISUAL ANALYSIS Ken Mansfield													
COMPOSITION (75)	36	38											
EXCELLENCE (75)	34	31											
TOTAL (150)	70	69											
COLOUR GUARD Jason Wallace													
DESIGN (50)	23	27											
PERFORMANCE (50)	16	20											
TOTAL (100)	39	47											
GENERAL EFFECT MUSIC Paul Morgan													
PROGRAMME ANALYSIS (75)	48	49											
PERFORMANCE ANALYSIS (75)	47	45											
GENERAL EFFECT VISUAL Mike Usher													
PROGRAMME ANALYSIS (75)	46	48											
PERFORMANCE ANALYSIS (75)	44	45											
OVERALL EFFECT Ivan Balchin													
PROGRAMME ANALYSIS (100)	60	55											
PERFORMANCE ANALYSIS (100)	54	52											
EFFECT TOTAL (500)	299	294											
FINAL TOTAL (1000)	552	571											
TOTAL PENALTIES	0	0											
SCORE (100)	55.2	57.1											
PLACE	2	1											

TABULATORS:


Ann Legon
 Pauline Scanlan/Brenda Steele

TIMING & PENALTIES:

Glenn Riley

Drum Corps United Kingdom
GRANTHAM 03.09.06

OPEN CLASS

	37th Kingswood	Stafford Lancers	Black Knights	Poynton Commodores						
BRASS ANALYSIS Clive Williamson										
COMPOSITION (75)	62	58	65	56						
EXCELLENCE (75)	62	58	65	57						
TOTAL (150)	124	116	130	113						
PERCUSSION ANALYSIS Paul Caswell										
COMPOSITION (50)	44	40	40	34						
EXCELLENCE (50)	42	38	37	31						
TOTAL (100)	86	78	77	65						
VISUAL ANALYSIS Ken Mansfield										
COMPOSITION (75)	59	49	63	51						
EXCELLENCE (75)	58	45	60	47						
TOTAL (150)	117	94	123	98						
COLOUR GUARD Jason Wallace										
DESIGN (50)	36	30	42	37						
PERFORMANCE (50)	32	25	38	32						
TOTAL (100)	68	55	80	69						
GENERAL EFFECT MUSIC Paul Morgan										
PROGRAMME ANALYSIS (75)	56	51	59	53						
PERFORMANCE ANALYSIS (75)	52	48	54	46						
GENERAL EFFECT VISUAL Mike Usher										
PROGRAMME ANALYSIS (75)	54	48	58	50						
PERFORMANCE ANALYSIS (75)	51	46	56	49						
OVERALL EFFECT Ivan Balchin										
PROGRAMME ANALYSIS (100)	68	64	80	70						
PERFORMANCE ANALYSIS (100)	63	60	74	64						
EFFECT TOTAL (500)	344	317	381	332						
FINAL TOTAL (1000)	739	660	791	677						
TOTAL PENALTIES	0	0	0	0						
SCORE (100)	73.9	66.0	79.1	67.7						
PLACE	2	4	1	3						

TABULATORS:

Ann Legon

Pauline Scanlan/Brenda Steele

TIMING & PENALTIES:

Glenn Riley