


Drum Corps United Kingdom
WIGAN 03.07.05

CADET CLASS


	Commodore Cadets	Avenger Cadets (exhibition)									
	Dougals Caldwell										
GENERAL EFFECT MUSIC (30)	17	16									
Mark Nicholson											
GENERAL EFFECT VISUAL (30)	13	10									
Paul Morgan											
OVERALL EFFECT (40)	15	11									
SUB TOTAL (100)	45	37									
TOTAL PENALTIES	0	0									
SCORE (100)	45.00	37.00									
PLACE	1	2									

TABULATORS:
Ann & John Legon

TIMING & PENALTIES:
Glenn Riley

Drum Corps United Kingdom
WIGAN 03.07.05

A CLASS


	Cheshire Cadets	Concord	Stafford Lancers								
	BRASS ANALYSIS Clive Williamson										
COMPOSITION (75)	31	34	44								
EXCELLENCE (75)	27	22	37								
TOTAL (150)	58	56	81								
PERCUSSION ANALYSIS Neil Cuddeford											
COMPOSITION (50)	20	23	27								
EXCELLENCE (50)	21	23	28								
TOTAL (100)	41	46	55								
VISUAL ANALYSIS Ken Mansfield											
COMPOSITION (75)	31	37	39								
EXCELLENCE (75)	24	30	34								
TOTAL (150)	55	67	73								
COLOUR GUARD Jason Wallace											
DESIGN (50)	15	14	26								
PERFORMANCE (50)	14	12	22								
TOTAL (100)	29	26	48								
GENERAL EFFECT MUSIC Paul Morgan											
PROGRAMME ANALYSIS (75)	38	36	43								
PERFORMANCE ANALYSIS (75)	36	32	40								
GENERAL EFFECT VISUAL Mark Nicholson											
PROGRAMME ANALYSIS (75)	37	38	43								
PERFORMANCE ANALYSIS (75)	35	36	41								
OVERALL EFFECT Ivan Balchin											
PROGRAMME ANALYSIS (100)	44	40	51								
PERFORMANCE ANALYSIS (100)	38	36	46								
EFFECT TOTAL (500)	228	218	264								
FINAL TOTAL (1000)	411	413	521								
TOTAL PENALTIES	0	0	0								
SCORE (100)	41.1	41.3	52.1								
PLACE	3	2	1								

TABULATORS:
Ann & John Legaon

TIMING & PENALTIES:
Glenn Riley

Drum Corps United Kingdom
WIGAN 03.07.05

OPEN CLASS

	Poynton Commodores	Kidsgrove Scouts	Forgemen								
BRASS ANALYSIS Clive Williamson											
COMPOSITION (75)	41	56	53								
EXCELLENCE (75)	35	49	45								
TOTAL (150)	76	105	98								
PERCUSSION ANALYSIS Neil Cuddeford											
COMPOSITION (50)	22	39	35								
EXCELLENCE (50)	23	39	36								
TOTAL (100)	45	78	71								
VISUAL ANALYSIS Ken Mansfield											
COMPOSITION (75)	40	58	52								
EXCELLENCE (75)	35	49	42								
TOTAL (150)	75	107	94								
COLOUR GUARD Jason Wallace											
DESIGN (50)	32	33	31								
PERFORMANCE (50)	29	30	29								
TOTAL (100)	61	63	60								
GENERAL EFFECT MUSIC Paul Morgan											
PROGRAMME ANALYSIS (75)	45	56	55								
PERFORMANCE ANALYSIS (75)	41	51	50								
GENERAL EFFECT VISUAL Mark Nicholson											
PROGRAMME ANALYSIS (75)	46	53	51								
PERFORMANCE ANALYSIS (75)	44	50	48								
OVERALL EFFECT Ivan Balchin											
PROGRAMME ANALYSIS (100)	52	66	62								
PERFORMANCE ANALYSIS (100)	48	57	52								
EFFECT TOTAL (500)	276	333	318								
FINAL TOTAL (1000)	533	686	641								
TOTAL PENALTIES	0	0	0								
SCORE (100)	53.3	68.6	64.1								
PLACE	3	1	2								

TABULATORS:
Ann & John Legon

TIMING & PENALTIES:
Glenn Riley