


Drum Corps United Kingdom
NOTTINGHAM 11.09.05

CADET CLASS

	Avenger Cadets												
	37th Kingswood Cadets												
Douglas Caldwell GENERAL EFFECT MUSIC (30)	17	24											
Ken Mansfield GENERAL EFFECT VISUAL (30)	13	22											
Mark Nicholson OVERALL EFFECT (40)	18	30											
SUB TOTAL (100)	48	76											
TOTAL PENALTIES	0	0											
SCORE (100)	48.00	76.00											
PLACE	2	1											

TABULATORS:

Ann Legon, John Legon, Julia Caldwell


TIMING & PENALTIES:

Glenn Riley

Drum Corps United Kingdom

NOTTINGHAM 11.09.05

JUNIOR CLASS

	Senators	Staffordshire Knights										
	BRASS ANALYSIS											
Ian Lyall												
COMPOSITION (75)	47	52										
EXCELLENCE (75)	44	49										
TOTAL (150)	91	101										
PERCUSSION ANALYSIS												
Paul Caswell												
COMPOSITION (50)	29	30										
EXCELLENCE (50)	25	27										
TOTAL (100)	54	57										
VISUAL ANALYSIS												
Pete Townsend												
COMPOSITION (75)	36	41										
EXCELLENCE (75)	32	33										
TOTAL (150)	68	74										
COLOUR GUARD												
John McAuley												
DESIGN (50)	26	24										
PERFORMANCE (50)	20	21										
TOTAL (100)	46	45										
GENERAL EFFECT MUSIC												
Douglas Caldwell												
PROGRAMME ANALYSIS (75)	42	47										
PERFORMANCE ANALYSIS (75)	39	42										
GENERAL EFFECT VISUAL												
Ken Mansfield												
PROGRAMME ANALYSIS (75)	49	51										
PERFORMANCE ANALYSIS (75)	43	44										
OVERALL EFFECT												
Mark Nicholson												
PROGRAMME ANALYSIS (100)	60	65										
PERFORMANCE ANALYSIS (100)	55	60										
EFFECT TOTAL (500)	288	309										
FINAL TOTAL (1000)	547	586										
TOTAL PENALTIES	0	0										
SCORE (100)	54.7	58.6										
PLACE	2	1										

TABULATORS:


Ann Legon, John Legon, Julia Caldwell

TIMING & PENALTIES:

Glenn Riley

Drum Corps United Kingdom
NOTTINGHAM 11.09.05

A CLASS


	Concord																		
BRASS ANALYSIS																			
Ian Lyall																			
COMPOSITION (75)	40																		
EXCELLENCE (75)	35																		
TOTAL (150)	75																		
PERCUSSION ANALYSIS																			
Paul Caswell																			
COMPOSITION (50)	31																		
EXCELLENCE (50)	31																		
TOTAL (100)	62																		
VISUAL ANALYSIS																			
Pete Townsend																			
COMPOSITION (75)	44																		
EXCELLENCE (75)	37																		
TOTAL (150)	81																		
COLOUR GUARD																			
John McAuley																			
DESIGN (50)	27																		
PERFORMANCE (50)	19																		
TOTAL (100)	46																		
GENERAL EFFECT MUSIC																			
Doug Caldwell																			
PROGRAMME ANALYSIS (75)	45																		
PERFORMANCE ANALYSIS (75)	42																		
GENERAL EFFECT VISUAL																			
Ken Mansfield																			
PROGRAMME ANALYSIS (75)	48																		
PERFORMANCE ANALYSIS (75)	44																		
OVERALL EFFECT																			
Mark Nicholson																			
PROGRAMME ANALYSIS (100)	55																		
PERFORMANCE ANALYSIS (100)	50																		
EFFECT TOTAL (500)	284																		
FINAL TOTAL (1000)	548																		
TOTAL PENALTIES	0																		
SCORE (100)	54.8																		
PLACE	1																		

TABULATORS:
Ann Legon, John Legon, Julia Caldwell

TIMING & PENALTIES:
Glenn Riley

Drum Corps United Kingdom
NOTTINGHAM 11.09.05

OPEN CLASS

	37th Kingswood	Poynton Commodores	Senators	Kidsgrove Scouts	Forgemen						
BRASS ANALYSIS											
Ian Lyall											
COMPOSITION (75)	49	51	66	62	57						
EXCELLENCE (75)	44	45	61	56	53						
TOTAL (150)	93	96	127	118	110						
PERCUSSION ANALYSIS											
Paul Caswell											
COMPOSITION (50)	36	31	43	43	41						
EXCELLENCE (50)	34	31	43	40	40						
TOTAL (100)	70	62	86	83	81						
VISUAL ANALYSIS											
Pete Townsend											
COMPOSITION (75)	48	61	68	64	59						
EXCELLENCE (75)	47	56	64	59	55						
TOTAL (150)	95	117	132	123	114						
COLOUR GUARD											
John McAulay											
DESIGN (50)	30	41	38	40	38						
PERFORMANCE (50)	26	38	33	37	36						
TOTAL (100)	56	79	71	77	74						
GENERAL EFFECT MUSIC											
Douglas Caldwell											
PROGRAMME ANALYSIS (75)	54	56	65	63	61						
PERFORMANCE ANALYSIS (75)	46	53	62	59	56						
GENERAL EFFECT VISUAL											
Ken Masfield											
PROGRAMME ANALYSIS (75)	39	56	70	64	55						
PERFORMANCE ANALYSIS (75)	38	49	66	62	46						
OVERALL EFFECT											
Mark Nicholson											
PROGRAMME ANALYSIS (100)	60	68	82	78	75						
PERFORMANCE ANALYSIS (100)	58	65	80	76	71						
EFFECT TOTAL (500)	295	347	425	402	364						
FINAL TOTAL (1000)	609	701	841	803	743						
TOTAL PENALTIES	0	0	0	0	0						
SCORE (100)	60.9	70.1	84.1	80.3	74.3						
PLACE	5	4	1	2	3						

TABULATORS:

Ann Legon, John Legon, Julia Caldwell

TIMING & PENALTIES:

Glenn Riley