


Drum Corps United Kingdom
ALDERSHOT 19.06.05

CADET CLASS

												
	Black Knights	37th Kingswood										
Dougals Caldwell GENERAL EFFECT MUSIC (30)	15	17										
Mark Nicholson GENERAL EFFECT VISUAL (30)	16	20										
Paul Morgan OVERALL EFFECT (40)	24	26										
SUB TOTAL (100)	55	63										
TOTAL PENALTIES	0	0										
SCORE (100)	55.00	63.00										
PLACE	2	1										

TABULATORS:


Ann + John Legon, Julia Caldwell

TIMING & PENALTIES:

Keith Darton

Drum Corps United Kingdom
ALDERSHOT 19.06.05

JUNIOR CLASS

	Pegasus	Squires										
BRASS ANALYSIS Ian Lyall												
COMPOSITION (75)	42	29										
EXCELLENCE (75)	36	24										
TOTAL (150)	78	53										
PERCUSSION ANALYSIS Paul Caswell												
COMPOSITION (50)	21	18										
EXCELLENCE (50)	18	17										
TOTAL (100)	39	35										
VISUAL ANALYSIS Ken Mansfield												
COMPOSITION (75)	30	29										
EXCELLENCE (75)	22	18										
TOTAL (150)	52	47										
COLOUR GUARD John McAulay												
DESIGN (50)	20	10										
PERFORMANCE (50)	16	5										
TOTAL (100)	36	15										
GENERAL EFFECT MUSIC Douglas Caldwell												
PROGRAMME ANALYSIS (75)	45	31										
PERFORMANCE ANALYSIS (75)	39	28										
GENERAL EFFECT VISUAL Mark Nicholson												
PROGRAMME ANALYSIS (75)	34	37										
PERFORMANCE ANALYSIS (75)	30	30										
OVERALL EFFECT Paul Morgan												
PROGRAMME ANALYSIS (100)	44	32										
PERFORMANCE ANALYSIS (100)	40	28										
EFFECT TOTAL (500)	232	186										
FINAL TOTAL (1000)	437	336										
TOTAL PENALTIES	0	0										
SCORE (100)	43.7	33.6										
PLACE	1	2										

TABULATORS:


Ann + John Legon, Julia Caldwell

TIMING & PENALTIES:

Keith Darton

Drum Corps United Kingdom
ALDERSHOT 19.06.05

A CLASS

	Southern Aurora																			
BRASS ANALYSIS Ian Lyall																				
COMPOSITION (75)		50																		
EXCELLENCE (75)		44																		
TOTAL (150)		94																		
PERCUSSION ANALYSIS Paul Caswell																				
COMPOSITION (50)		27																		
EXCELLENCE (50)		25																		
TOTAL (100)		52																		
VISUAL ANALYSIS Ken Mansfield																				
COMPOSITION (75)		49																		
EXCELLENCE (75)		42																		
TOTAL (150)		91																		
COLOUR GUARD John McAulay																				
DESIGN (50)		35																		
PERFORMANCE (50)		32																		
TOTAL (100)		67																		
GENERAL EFFECT MUSIC Douglas Caldwell																				
PROGRAMME ANALYSIS (75)		42																		
PERFORMANCE ANALYSIS (75)		38																		
GENERAL EFFECT VISUAL Mark Nicholson																				
PROGRAMME ANALYSIS (75)		49																		
PERFORMANCE ANALYSIS (75)		46																		
OVERALL EFFECT Paul Morgan																				
PROGRAMME ANALYSIS (100)		45																		
PERFORMANCE ANALYSIS (100)		42																		
EFFECT TOTAL (500)		262																		
FINAL TOTAL (1000)		566																		
TOTAL PENALTIES		0																		
SCORE (100)		56.6																		
PLACE		1																		

TABULATORS:


Ann + John Legon, Julia Caldwell

TIMING & PENALTIES:

Keith Darton

Drum Corps United Kingdom
ALDERSHOT 19.06.05

OPEN CLASS

	Phoenix Coventry	Senators	Black Knights								
BRASS ANALYSIS Ian Lyall											
COMPOSITION (75)	38	59	48								
EXCELLENCE (75)	36	53	43								
TOTAL (150)	74	112	91								
PERCUSSION ANALYSIS Paul Caswell											
COMPOSITION (50)	28	39	23								
EXCELLENCE (50)	26	38	21								
TOTAL (100)	54	77	44								
VISUAL ANALYSIS Ken Mansfield											
COMPOSITION (75)	44	63	50								
EXCELLENCE (75)	38	59	41								
TOTAL (150)	82	122	91								
COLOUR GUARD John McAulay											
DESIGN (50)	25	30	34								
PERFORMANCE (50)	19	26	29								
TOTAL (100)	44	56	63								
GENERAL EFFECT MUSIC Douglas Caldwell											
PROGRAMME ANALYSIS (75)	40	55	48								
PERFORMANCE ANALYSIS (75)	37	51	46								
GENERAL EFFECT VISUAL Mark Nicholson											
PROGRAMME ANALYSIS (75)	45	62	52								
PERFORMANCE ANALYSIS (75)	40	58	48								
OVERALL EFFECT Paul Morgan											
PROGRAMME ANALYSIS (100)	45	67	51								
PERFORMANCE ANALYSIS (100)	41	63	44								
EFFECT TOTAL (500)	248	356	289								
FINAL TOTAL (1000)	502	723	578								
TOTAL PENALTIES	0	0	0								
SCORE (100)	50.2	72.3	57.8								
PLACE	3	1	2								

TABULATORS:

Ann + John Legon, Julia Caldwell

TIMING & PENALTIES:

Keith Darton